



REGISTERING AS A COACH

This quick reference guide will assist you in registering as a coach within the [Community Cricket](#) website.



FIRST STEPS



Coaching is one of the most important roles in Cricket and we're glad you're interested in taking on the role and getting involved in the game you love!

The first step on your journey as a Cricket Coach is to **register your details** within the Community Cricket Website. This guide will walk you through the simple steps you need to take to complete your registration. It takes approximately 5 minutes to complete your registration.

Getting Started – Cricket ID

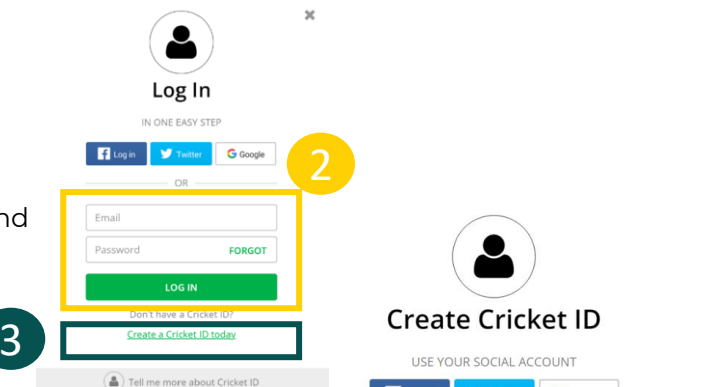
Step 1

To begin the registration process, visit <https://www.community.cricket.com.au/coach> and click the 'register button'




Step 2

If you already have a Cricket ID, please log in and skip to Step 5 in this guide.



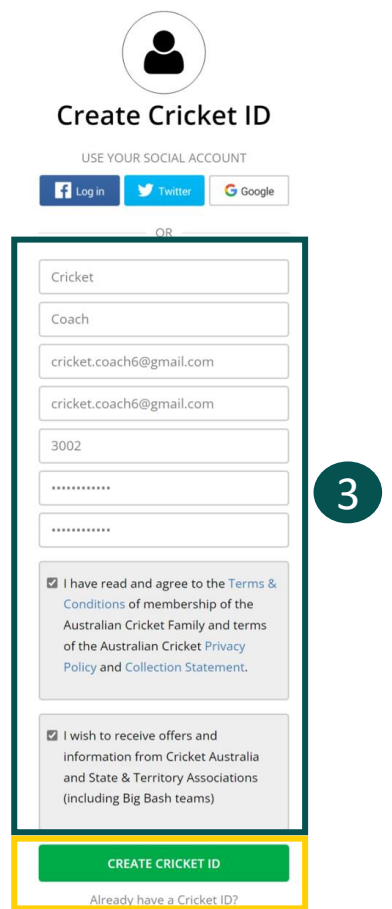
Step 3

- Click on "Create a Cricket ID" to take you to the Create ID Page
- Enter your Full Name
- Enter your **email address** – we suggest you use your personal email address rather than a work or school email address
- Enter your postcode
- Enter a Password – your password must be at least eight characters and must at least one number and one unique character (e.g. !, @, \$, %)

 Please do not use Facebook, Twitter, or google credentials to create a profile. Please enter in your email and password.

Step 4

Click "Create Cricket ID"



REGISTRATION



Completing your registration

Step 5

Once you have logged in with your Cricket ID – click on Register.

Complete the details within each stage of the registration form



Cricket Australia Coaching
Registration

Your Details 1 2 3 4

Title*
Mrs

First Name*
Cricket

Family Name*
Coach

Date of Birth*
25 / 08 / 1993

Gender*
Female

Email Address
cricket.coach@gmail.com

Country*
AUSTRALIA

Address*
60 Johnson Street

Suburb*
East Melbourne

Postcode*
3002

State*
VIC

Mobile Phone*
0450 050 000

Sex*
XS

I agree that my personal information is collected by Cricket Australia and the State or Territory Cricket Associations together. "Cricket Australia" to register me with Cricket Australia, and for the purposes, including the use and disclosure of my personal information, as set out in the Australian Cricket Privacy Policy and the Australian Cricket Collection Statement.

CONTINUE

Registration

Coaching History 1 2 3 4

Club or Centre Name
Cricket Australia

Your current involvement in Australian Cricket*

General Volunteer

Junior Coach

School Teacher

Senior Coach

Scorer

Other

CONTINUE

Background Information 1 2 3 4

Why do we collect this information?
Collecting specific information about our coaches allows us to let you know about representative opportunities you may be eligible for including regional, state and national teams. This information will also provide us with a better understanding of our coach diversity, help us to increase participation, and support the development and delivery of cricket programs across Australia.

Do you identify as Aboriginal and/or Torres Strait Islander?
 Yes
 No
 I do not wish to provide this information

Were either of your parents born overseas?
 Yes
 No
 I do not wish to provide this information

Do you have any type of disability?
 Yes
 No
 I do not wish to provide this information

CONTINUE

Step 6

Once you have completed the registration process you will be asked to review the information and click '**confirm registration**'

CONFIRM REGISTRATION

What's next?

Congratulations! You have now registered as a coach.

Jump online and explore coach courses and resources available within the Community Cricket website and the CA Coach App.



Coach Journey - Learn more about Coach Development opportunities in Australia.



Explore Learning - Launch into your Learning Account to access the Introduction to Coaching Course & find out more about upcoming S/T workshops.



CA Coach App - Download the CA Coach App to your smart phone to access thousands of resources and Junior Coach Modules.



News - All the latest news regarding all things Coaching.